

This article was downloaded by:

On: 26 January 2011

Access details: *Access Details: Free Access*

Publisher *Taylor & Francis*

Informa Ltd Registered in England and Wales Registered Number: 1072954 Registered office: Mortimer House, 37-41 Mortimer Street, London W1T 3JH, UK



Nucleosides, Nucleotides and Nucleic Acids

Publication details, including instructions for authors and subscription information:

<http://www.informaworld.com/smpp/title~content=t713597286>

A Versatile Synthesis of Enantiomerically Pure D- and L-Pyranosyl Nucleoside Analogues

Romualdo Caputo^a; Annalisa Guaragna^a; Giovanni Palumbo^a; Silvana Pedatella^a

^a Department of Organic and Biological Chemistry, University of Napoli Federico II, Napoli, Italy

To cite this Article Caputo, Romualdo , Guaragna, Annalisa , Palumbo, Giovanni and Pedatella, Silvana(1999) 'A Versatile Synthesis of Enantiomerically Pure D- and L-Pyranosyl Nucleoside Analogues', *Nucleosides, Nucleotides and Nucleic Acids*, 18: 4, 651 – 652

To link to this Article: DOI: 10.1080/15257779908041529

URL: <http://dx.doi.org/10.1080/15257779908041529>

PLEASE SCROLL DOWN FOR ARTICLE

Full terms and conditions of use: <http://www.informaworld.com/terms-and-conditions-of-access.pdf>

This article may be used for research, teaching and private study purposes. Any substantial or systematic reproduction, re-distribution, re-selling, loan or sub-licensing, systematic supply or distribution in any form to anyone is expressly forbidden.

The publisher does not give any warranty express or implied or make any representation that the contents will be complete or accurate or up to date. The accuracy of any instructions, formulae and drug doses should be independently verified with primary sources. The publisher shall not be liable for any loss, actions, claims, proceedings, demand or costs or damages whatsoever or howsoever caused arising directly or indirectly in connection with or arising out of the use of this material.

A VERSATILE SYNTHESIS OF ENANTIOMERICALLY PURE D- AND L-PYRANOSYL NUCLEOSIDE ANALOGUES

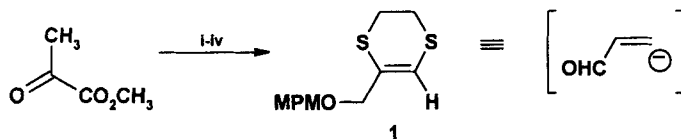
Romualdo Caputo, Annalisa Guaragna, Giovanni Palumbo*, Silvana Pedatella

Department of Organic and Biological Chemistry, University of Napoli Federico II
Via Mezzocannone, 16 I-80134 Napoli, Italy. e-Mail: ctsgroup@cds.unina.it

ABSTRACT: 2-[[*O*-(*p*-Methoxybenzyl)-oxy]methyl]-5,6-dihydro-1,4-dithiin **1** is a versatile three carbon homologation reagent which has been conveniently used in the synthesis of enantiomerically pure modified nucleosides.

Nucleoside analogues with a six-membered modified carbohydrate moiety have been used as building blocks of synthetic oligonucleotides, due to their known *in vitro* antiviral activity¹. Therefore, the synthetic methodologies to obtain these molecules have received a great impulse during the last decade. As a part of our current interest in the carbohydrate chemistry we report now a new versatile synthesis of D- and L-nucleosides bearing a six-membered acetal ring.

Scheme 1

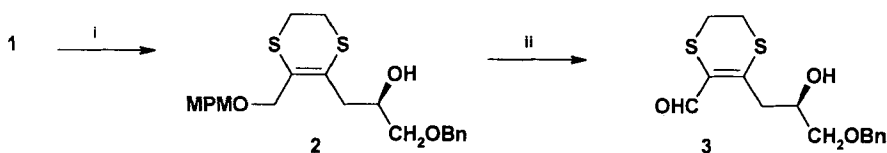


i: Polymer bound PPh_3/I_2 /ethanedithiol in CH_2Cl_2 ; ii: NBS in CHCl_3 ; iii: LiAlH_4 in THF; iv: NaH in DMF, then *p*-methoxybenzyl chloride

The key step of the procedure is represented by the homologation of either (*S*)- or (*R*)-benzyl glycidyl ether by 2-[[*O*-(*p*-methoxybenzyl)-oxy]methyl]-5,6-dihydro-1,4-dithiin **1** which acts, in fact, as a masked acyl β -anion equivalent².

The compound **1** was readily prepared from pyruvate in high overall yield (83%), as is shown in Scheme 1. After treatment with BuLi, **1** was coupled with commercial (*R*)-benzyl glycidyl ether to give **2**. It is noteworthy that the cleavage of the MPM protecting group, by 2,3-dichloro-5,6-dicyano-1,4-benzoquinone (DDQ) in CH₂Cl₂/H₂O, afforded a carbaldehyde function instead of a primary hydroxyl group³ (Scheme 2), likely due to the presence of the β sulfur atom and the consequent extra stabilization of the allylic carbocation² resulting from the initial electron transfer fission step.

Scheme 2

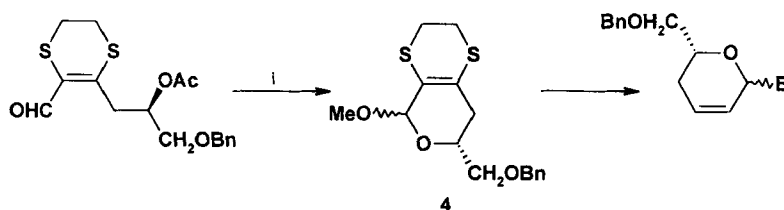


i: BuLi in THF, then (*R*)-benzyl glycidyl ether, -78 °C; ii: DDQ in CH₂Cl₂/H₂O.

The carbaldehyde bearing product **3** acetylated, when treated with TMSOTf and NEt₃ in MeOH, straight underwent the closure of the six-membered acetal ring, leading to **4**.

Sulfur removal⁴ from **4**, followed by standard coupling⁵ with silylated bases, eventually afforded the modified L-nucleosides, as show in Scheme 3.

Scheme 3



i: TMSOTf, NEt₃, MeOH.

REFERENCES

1. Hossain, N.; van Halbeek, H.; De Clercq, E.; Herdewijn, P. *Tetrahedron* **1998**, *54*, 2209.
2. Caputo R.; Guaragna, A.; Palumbo, G.; Pedatella, S. *J. Org. Chem.* **1997**, *62*, 9369.
3. Srikrishna, A.; Viswajanani, R.; Sattigeri, J.A.; Vijaykumar, D. *J. Org. Chem.* **1997**, *62*, 9369.
4. Caputo R.; Palumbo, G.; Pedatella, S. *Tetrahedron* **1994**, *50*, 7265.
5. Björnsne, M.; Classon, B.; Kvarnström, I.; Samuelsson, B. *Tetrahedron* **1993**, *49*, 8637.